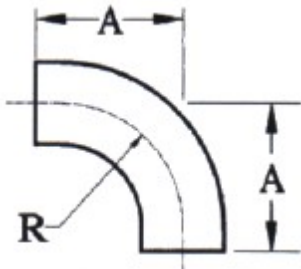


ZOEDALE

▶ *keeping industry flowing*

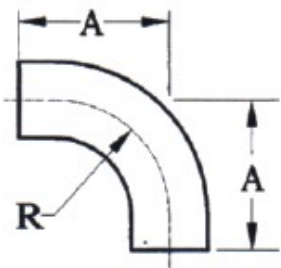
90° & 45° Bends—Standard Radius

BS 1.5xD Short Bend



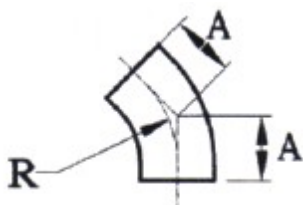
SIZE		DIM A	DIM R	CODE
Inch	mm	mm	mm	
1"	25.4	44	38	P191-10
1 1/2"	38.1	64	57	P191-15
2"	50.8	89	76	P191-20
2 1/2"	63.5	114	95	P191-25
3"	76.2	134	114	P191-30
4"	101.6	174	153	P191-40

ISO Long Bend



SIZE		DIM A	DIM R	CODE
Inch	mm	mm	mm	
1/2"	12.7	58	40	P191-050
3/4"	19.05	77	60	P191-075
1"	25.4	65	38	P193-10
1 1/4"	31.75	64	48	P193-12
1 1/2"	38.1	85	57	P193-15
2"	50.8	110	76	P193-20
2 1/2"	63.5	135	95	P193-25
3"	76.2	155	114	P193-30
4"	101.6	195	153	P193-40

BS 45° Bend



SIZE		DIM A	DIM R	CODE
Inch	mm	mm	mm	
1/2"	12.7	35	40	P198-05
3/4"	19.05	44	60	P198-07
1"	25.4	30	38	P197-10
1 1/4"	31.75	36	48	P197-12
1 1/2"	38.1	41	57	P197-15
2"	50.8	58	76	P197-20
2 1/2"	63.5	76	95	P197-25
3"	76.2	94	114	P197-30
4"	101.6	122	153	P197-40