




# 5/3-directional valve, Series TC08

- Qn = 700 l/min
- Compressed air connection output G 1/8
- Pipe connection



Version	Spool valve, positive overlapping
Activation	Pneumatically
Pilot	External
Sealing principle	Soft sealing
Flow rate value Qn	700 l/min
Working pressure min./max.	-0,9 ... 10 bar
Control pressure min./max.	3 ... 10 bar
Ambient temperature min./max.	-10 ... 50 °C
Medium temperature min./max.	-10 ... 50 °C
Medium	Compressed air
Max. particle size	5 µm
Oil content of compressed air	0 ... 5 mg/m <sup>3</sup>
Mounting on manifold strip	P-strip
Weight	0,103 kg

## Technical data

Part No.		Compressed air connection	
		Input	Output
0820261001		G 1/8	G 1/8
0820261002		G 1/8	G 1/8
0820261003		G 1/8	G 1/8

Part No.	Compressed air connection		Flow conductance
	Exhaust	Pilot control exhaust	b
0820261001	G 1/8	M5	0,34
0820261002	G 1/8	M5	0,34
0820261003	G 1/8	M5	0,34

Part No.	Flow conductance
	C-value
0820261001	3 l/(s*bar)
0820261002	3 l/(s*bar)
0820261003	3 l/(s*bar)

Nominal flow Qn at 6 bar and  $\Delta p = 1$  bar

## Technical information

The min. control pressure must be adhered to, since otherwise faulty switching and valve failure may result!  
 The pressure dew point must be at least 15 °C under ambient and medium temperature and may not exceed 3 °C .  
 The oil content of compressed air must remain constant during the life cycle.  
 Use only the approved oils from AVENTICS. Further information can be found in the "Technical information" document (available in the MediaCentre).

## Technical information

Material	
Housing	Polyamide, fiber-glass reinforced
Seals	Acrylonitrile butadiene rubber
Front plate	Polyamide, fiber-glass reinforced
Threaded bushing	Brass Die cast zinc, chrome-plated nickel-plated

## Dimensions

### Dimensions

